

## Overall Visitor Arrival Performance (Jul / 2024)

### Total Stayover Arrivals by Region

Region	Jul/2024	% Total	Jul/2023	% Total	% Change
North America	14,689	25%	14,106	28%	4%
South America	11,284	19%	9,203	18%	23%
Caribbean	3,866	7%	4,021	8%	-4%
Europe	27,960	47%	22,421	44%	25%
Others	1,152	2%	1,185	2%	-3%
<b>Total</b>	<b>58,951</b>	<b>100%</b>	<b>50,936</b>	<b>100%</b>	<b>16%</b>

2024YTD	% Total	2023YTD	% Total	% Change
127,672	31%	100,841	31%	27%
78,264	19%	52,360	16%	49%
21,300	5%	23,365	7%	-9%
171,241	42%	139,677	43%	23%
7,247	2%	7,565	2%	-4%
<b>405,724</b>	<b>100%</b>	<b>323,808</b>	<b>100%</b>	<b>25%</b>

### Total Daytrippers

	Jul/2024	% Total	Jul/2023	% Total	% Change
Day Trippers	2,022	100%	1,417	100%	43%

2024YTD	% Total	2023YTD	% Total	% Change
13,199	100%	9,851	100%	34%

### Total Nights by Region

Region	Jul/2024	% Total	Jul/2023	% Total	% Change
North America	90,933	18.8%	97,014	19.8%	-6%
South America	76,223	15.7%	66,139	13.5%	15%
Caribbean	23,802	4.9%	22,993	4.7%	4%
Europe	282,217	58.2%	298,757	60.9%	-6%
Others	11,457	2.4%	5,611	1.1%	104%
<b>Total</b>	<b>484,632</b>	<b>100%</b>	<b>490,514</b>	<b>100%</b>	<b>-1%</b>

2024YTD	% Total	2023YTD	% Total	% Change
850,817	25.0%	717,311	24.8%	19%
512,759	15.1%	361,437	12.5%	42%
117,988	3.5%	122,893	4.3%	-4%
1,863,369	54.7%	1,650,034	57.1%	13%
61,907	1.8%	38,756	1.3%	60%
<b>3,406,840</b>	<b>100%</b>	<b>2,890,431</b>	<b>100%</b>	<b>18%</b>

### Total Cruise Arrivals

	Jul/2024	% Total	Jul/2023	% Total	% Change
Cruise Arrivals	30,227	100%	15,452	100%	96%
Cruise Calls	14	100%	6	100%	133%

2024YTD	% Total	2023YTD	% Total	% Change
530,313	100%	451,977	100%	17%
195	100%	176	100%	11%

### Total Arrivals

	Jul/2024	% Total	Jul/2023	% Total	% Change
Cruise Arrivals	30,227	33%	15,452	23%	96%
Day Trippers	2,022	2%	1,417	2%	43%
Stayovers	58,951	65%	50,936	75%	16%
<b>Total</b>	<b>91,200</b>	<b>100%</b>	<b>67,805</b>	<b>100%</b>	<b>35%</b>

2024YTD	% Total	2023YTD	% Total	% Change
530,313	56%	451,977	58%	17%
13,199	1%	9,851	1%	34%
405,724	43%	323,808	41%	25%
<b>949,236</b>	<b>100%</b>	<b>785,636</b>	<b>100%</b>	<b>21%</b>

### Source

**Stayover:** Immigration database / CTB  
**Visitor Nights:** Immigration database / CTB  
**Cruise calls / passengers:** CPA



Pietermaai 19, Curaçao, Dutch Caribbean  
 Phone: (599-9) 461-8200  
 Email: info@curacao.com  
 Website: curacao.com

### Stayover Visitor Arrival (Jul / 2024)

	Jul/2024	% Total	Jul/2023	% Total	% Change
<b>North America</b>					
Canada	932	1.6%	1,649	3.2%	-43%
United States	13,757	23.3%	12,457	24.5%	10%
<b>Total</b>	<b>14,689</b>	<b>24.9%</b>	<b>14,106</b>	<b>27.7%</b>	<b>4.13%</b>
<b>South America</b>					
Argentina	1,189	2.0%	638	1.3%	86%
Brazil	4,196	7.1%	2,956	5.8%	42%
Chile	203	0.3%	251	0.5%	-19%
Colombia	3,091	5.2%	2,737	5.4%	13%
Ecuador	334	0.6%	307	0.6%	9%
Panama	51	0.1%	146	0.3%	-65%
Suriname	412	0.7%	678	1.3%	-39%
Uruguay	338	0.6%	269	0.5%	26%
Venezuela	822	1.4%	508	1.0%	62%
Other	648	1.1%	713	1.4%	-9%
<b>Total</b>	<b>11,284</b>	<b>19.1%</b>	<b>9,203</b>	<b>18.1%</b>	<b>22.61%</b>
<b>Caribbean</b>					
Aruba	1,145	1.9%	1,193	2.3%	-4%
Dom. Rep.	270	0.5%	156	0.3%	73%
Haiti	73	0.1%	42	0.1%	74%
Jamaica	137	0.2%	307	0.6%	-55%
Trinidad & Tobago	948	1.6%	950	1.9%	0%
Other	1,293	2.2%	1,373	2.7%	-6%
<b>Total</b>	<b>3,866</b>	<b>6.6%</b>	<b>4,021</b>	<b>7.9%</b>	<b>-3.85%</b>
<b>Europe</b>					
Austria	61	0.1%	70	0.1%	-13%
Belgium	871	1.5%	929	1.8%	-6%
Denmark	57	0.1%	65	0.1%	-12%
France	218	0.4%	158	0.3%	38%
Germany	867	1.5%	729	1.4%	19%
Italy	257	0.4%	101	0.2%	154%
Netherlands	24,569	41.7%	19,377	38.0%	27%
Spain	173	0.3%	99	0.2%	75%
Sweden	49	0.1%	34	0.1%	44%
Switzerland	171	0.3%	263	0.5%	-35%
United Kingdom	304	0.5%	246	0.5%	24%
Other	363	0.6%	350	0.7%	4%
<b>Total</b>	<b>27,960</b>	<b>47.4%</b>	<b>22,421</b>	<b>44.0%</b>	<b>24.70%</b>
<b>Others</b>					
Not Stated	934	1.6%	886	1.7%	5%
Other	218	0.4%	299	0.6%	-27%
<b>Total</b>	<b>1,152</b>	<b>2.0%</b>	<b>1,185</b>	<b>2.3%</b>	<b>-2.78%</b>
<b>Overall</b>	<b>58,951</b>	<b>100.0%</b>	<b>50,936</b>	<b>100.0%</b>	<b>16%</b>

2024YTD	% Total	2023YTD	% Total	% Change
22,297	5.5%	18,400	5.7%	21%
105,375	26.0%	82,441	25.5%	28%
<b>127,672</b>	<b>31.5%</b>	<b>100,841</b>	<b>31.1%</b>	<b>27%</b>
5,617	1.4%	4,363	1.3%	29%
25,082	6.2%	12,101	3.7%	107%
1,635	0.4%	1,752	0.5%	-7%
26,955	6.6%	19,441	6.0%	39%
2,671	0.7%	1,965	0.6%	36%
942	0.2%	846	0.3%	11%
3,145	0.8%	4,687	1.4%	-33%
1,283	0.3%	1,352	0.4%	-5%
5,843	1.4%	1,525	0.5%	283%
5,091	1.3%	4,328	1.3%	18%
<b>78,264</b>	<b>19.3%</b>	<b>52,360</b>	<b>16.2%</b>	<b>49%</b>
7,361	1.8%	7,530	2.3%	-2%
1,449	0.4%	965	0.3%	50%
289	0.1%	245	0.1%	18%
882	0.2%	1,286	0.4%	-31%
5,163	1.3%	4,512	1.4%	14%
6,156	1.5%	8,827	2.7%	-30%
<b>21,300</b>	<b>5.2%</b>	<b>23,365</b>	<b>7.2%</b>	<b>-9%</b>
563	0.1%	483	0.1%	17%
5,737	1.4%	4,984	1.5%	15%
399	0.1%	302	0.1%	32%
1,372	0.3%	1,005	0.3%	37%
7,994	2.0%	6,571	2.0%	22%
1,183	0.3%	560	0.2%	111%
144,748	35.7%	118,284	36.5%	22%
1,027	0.3%	586	0.2%	75%
634	0.2%	471	0.1%	35%
1,375	0.3%	1,398	0.4%	-2%
2,344	0.6%	1,986	0.6%	18%
3,865	1.0%	3,047	0.9%	27%
<b>171,241</b>	<b>42.2%</b>	<b>139,677</b>	<b>43.1%</b>	<b>23%</b>
4,658	1.1%	5,161	1.6%	-10%
2,589	0.6%	2,404	0.7%	8%
<b>7,247</b>	<b>1.8%</b>	<b>7,565</b>	<b>2.3%</b>	<b>-4%</b>
<b>405,724</b>	<b>100.0%</b>	<b>323,808</b>	<b>100.0%</b>	<b>25%</b>



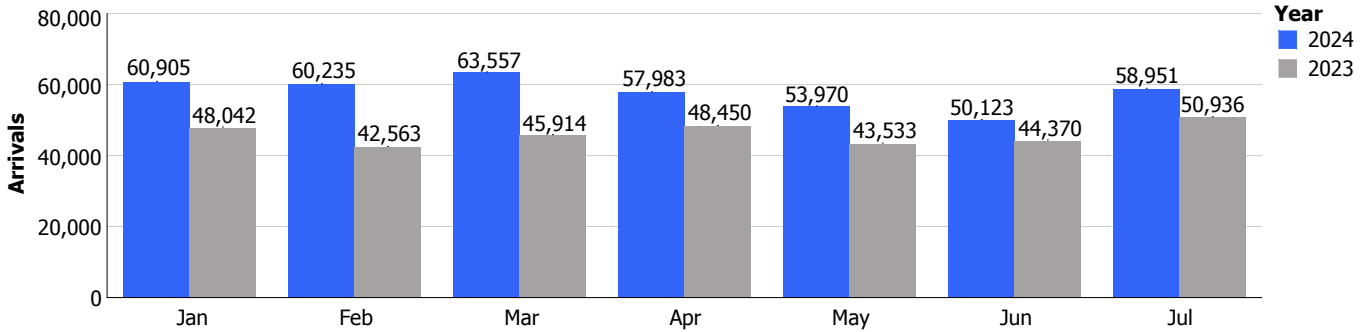
Pietermaai 19, Curaçao, Dutch Caribbean  
 Phone: (599-9) 461-8200  
 Email: info@curacao.com  
 Website: curacao.com

### Stayover Visitor Nights (Jul / 2024)

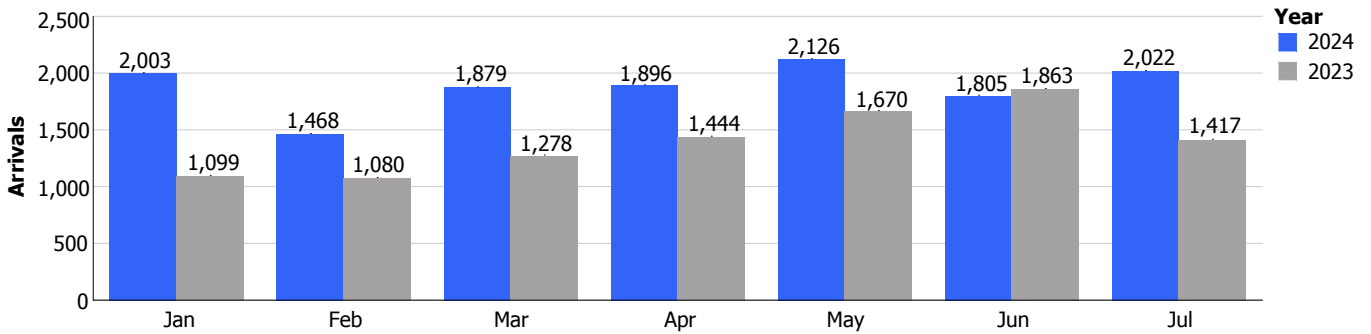
	Jul/2024	% Total	Jul/2023	% Total	% Change
<b>North America</b>					
Canada	6,895	1.4%	14,132	2.9%	-51%
United States	84,038	17.3%	82,882	16.9%	1%
<b>Total</b>	<b>90,933</b>	<b>18.8%</b>	<b>97,014</b>	<b>19.8%</b>	<b>-6%</b>
<b>South America</b>					
Argentina	9,924	2.0%	5,734	1.2%	73%
Brazil	26,773	5.5%	21,799	4.4%	23%
Chile	1,490	0.3%	2,010	0.4%	-26%
Colombia	21,966	4.5%	16,999	3.5%	29%
Ecuador	1,722	0.4%	1,611	0.3%	7%
Panama	239	0.0%	985	0.2%	-76%
Suriname	2,546	0.5%	5,445	1.1%	-53%
Uruguay	2,429	0.5%	2,456	0.5%	-1%
Venezuela	4,811	1.0%	3,782	0.8%	27%
Other	4,323	0.9%	5,318	1.1%	-19%
<b>Total</b>	<b>76,223</b>	<b>15.7%</b>	<b>66,139</b>	<b>13.5%</b>	<b>15%</b>
<b>Caribbean</b>					
Aruba	7,067	1.5%	6,176	1.3%	14%
Dom. Rep.	1,890	0.4%	1,375	0.3%	37%
Haiti	511	0.1%	497	0.1%	3%
Jamaica	1,573	0.3%	3,991	0.8%	-61%
Trinidad & Tobago	5,439	1.1%	4,250	0.9%	28%
Other	7,322	1.5%	6,704	1.4%	9%
<b>Total</b>	<b>23,802</b>	<b>4.9%</b>	<b>22,993</b>	<b>4.7%</b>	<b>4%</b>
<b>Europe</b>					
Austria	610	0.1%	792	0.2%	-23%
Belgium	8,618	1.8%	9,671	2.0%	-11%
Denmark	570	0.1%	585	0.1%	-3%
France	2,148	0.4%	1,796	0.4%	20%
Germany	11,593	2.4%	10,710	2.2%	8%
Italy	2,570	0.5%	1,096	0.2%	134%
Netherlands	244,839	50.5%	261,762	53.4%	-6%
Spain	1,730	0.4%	1,307	0.3%	32%
Sweden	507	0.1%	373	0.1%	36%
Switzerland	1,771	0.4%	2,913	0.6%	-39%
United Kingdom	3,205	0.7%	3,596	0.7%	-11%
Other	4,056	0.8%	4,156	0.8%	-2%
<b>Total</b>	<b>282,217</b>	<b>58.2%</b>	<b>298,757</b>	<b>60.9%</b>	<b>-6%</b>
<b>Others</b>					
Not Stated	8,965	1.8%	2,197	0.4%	308%
Other	2,492	0.5%	3,414	0.7%	-27%
<b>Total</b>	<b>11,457</b>	<b>2.4%</b>	<b>5,611</b>	<b>1.1%</b>	<b>104%</b>
<b>Overall</b>	<b>484,632</b>	<b>100.0%</b>	<b>490,514</b>	<b>100.0%</b>	<b>-1%</b>

2024YTD	% Total	2023YTD	% Total	% Change
198,312	5.8%	172,468	6.0%	15%
652,505	19.2%	544,843	18.8%	20%
<b>850,817</b>	<b>25.0%</b>	<b>717,311</b>	<b>24.8%</b>	<b>19%</b>
44,604	1.3%	36,609	1.3%	22%
168,487	4.9%	83,842	2.9%	101%
12,639	0.4%	13,860	0.5%	-9%
165,725	4.9%	123,664	4.3%	34%
11,932	0.4%	9,691	0.3%	23%
5,233	0.2%	5,258	0.2%	0%
24,722	0.7%	34,984	1.2%	-29%
9,948	0.3%	11,144	0.4%	-11%
35,077	1.0%	12,968	0.4%	170%
34,392	1.0%	29,417	1.0%	17%
<b>512,759</b>	<b>15.1%</b>	<b>361,437</b>	<b>12.5%</b>	<b>42%</b>
33,850	1.0%	35,427	1.2%	-4%
12,084	0.4%	8,943	0.3%	35%
2,415	0.1%	2,622	0.1%	-8%
9,174	0.3%	12,752	0.4%	-28%
25,523	0.7%	19,955	0.7%	28%
34,942	1.0%	43,194	1.5%	-19%
<b>117,988</b>	<b>3.5%</b>	<b>122,893</b>	<b>4.3%</b>	<b>-4%</b>
6,298	0.2%	5,540	0.2%	14%
57,511	1.7%	51,648	1.8%	11%
4,756	0.1%	3,080	0.1%	54%
13,469	0.4%	10,860	0.4%	24%
96,972	2.8%	87,789	3.0%	10%
11,857	0.3%	5,632	0.2%	111%
1,568,401	46.0%	1,397,731	48.4%	12%
11,377	0.3%	7,349	0.3%	55%
7,508	0.2%	4,970	0.2%	51%
14,419	0.4%	15,179	0.5%	-5%
27,105	0.8%	26,525	0.9%	2%
43,696	1.3%	33,731	1.2%	30%
<b>1,863,369</b>	<b>54.7%</b>	<b>1,650,034</b>	<b>57.1%</b>	<b>13%</b>
31,986	0.9%	17,901	0.6%	79%
29,921	0.9%	20,855	0.7%	43%
<b>61,907</b>	<b>1.8%</b>	<b>38,756</b>	<b>1.3%</b>	<b>60%</b>
<b>3,406,840</b>	<b>100.0%</b>	<b>2,890,431</b>	<b>100.0%</b>	<b>18%</b>

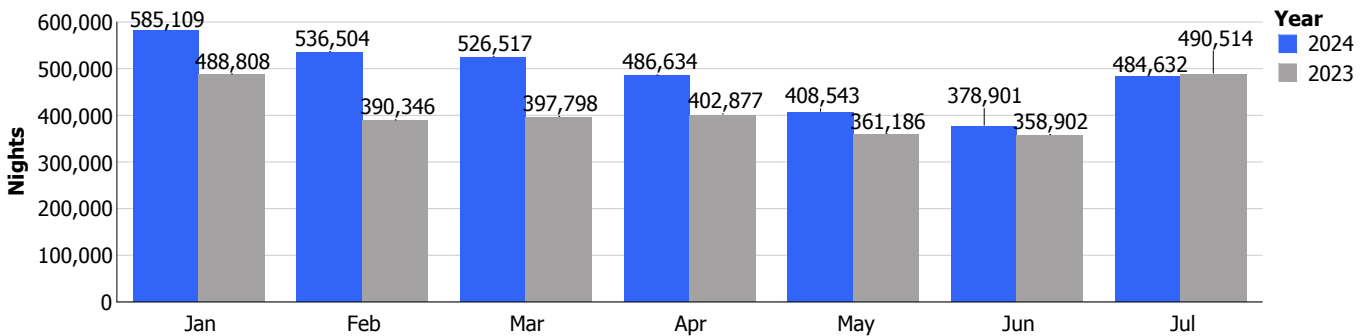
### Stay over



### Day trippers



### Stay over nights



### Cruise arrivals

