

Overall Visitor Arrival Performance (Aug / 2024)

Total Stayover Arrivals by Region

Region	Aug/2024	% Total	Aug/2023	% Total	% Change
North America	15,908	27%	13,524	27%	18%
South America	12,615	22%	10,477	21%	20%
Caribbean	3,971	7%	3,830	8%	4%
Europe	25,034	43%	20,099	41%	25%
Others	763	1%	1,328	3%	-43%
Total	58,291	100%	49,258	100%	18%

2024YTD	% Total	2023YTD	% Total	% Change
143,583	31%	114,365	31%	26%
90,940	20%	62,837	17%	45%
24,976	5%	27,195	7%	-8%
196,574	42%	159,776	43%	23%
7,944	2%	8,893	2%	-11%
464,017	100%	373,066	100%	24%

Total Daytrippers

	Aug/2024	% Total	Aug/2023	% Total	% Change
Day Trippers	3,086	100%	1,830	100%	69%

2024YTD	% Total	2023YTD	% Total	% Change
16,280	100%	11,681	100%	39%

Total Nights by Region

Region	Aug/2024	% Total	Aug/2023	% Total	% Change
North America	95,212	19.3%	86,714	20.8%	10%
South America	78,862	16.0%	71,146	17.0%	11%
Caribbean	22,092	4.5%	21,577	5.2%	2%
Europe	288,789	58.5%	233,046	55.8%	24%
Others	8,298	1.7%	5,229	1.3%	59%
Total	493,253	100%	417,712	100%	18%

2024YTD	% Total	2023YTD	% Total	% Change
946,170	24.0%	804,025	24.3%	18%
592,021	15.0%	432,583	13.1%	37%
137,765	3.5%	144,470	4.4%	-5%
2,197,947	55.7%	1,883,080	56.9%	17%
69,620	1.8%	43,985	1.3%	58%
3,943,523	100%	3,308,143	100%	19%

Total Cruise Arrivals

	Aug/2024	% Total	Aug/2023	% Total	% Change
Cruise Arrivals	32,144	100%	14,270	100%	125%
Cruise Calls	12	100%	6	100%	100%

2024YTD	% Total	2023YTD	% Total	% Change
562,457	100%	466,247	100%	21%
207	100%	182	100%	14%

Total Arrivals

	Aug/2024	% Total	Aug/2023	% Total	% Change
Cruise Arrivals	32,144	34%	14,270	22%	125%
Day Trippers	3,086	3%	1,830	3%	69%
Stayovers	58,291	62%	49,258	75%	18%
Total	93,521	100%	65,358	100%	43%

2024YTD	% Total	2023YTD	% Total	% Change
562,457	54%	466,247	55%	21%
16,280	2%	11,681	1%	39%
464,017	44%	373,066	44%	24%
1,042,754	100%	850,994	100%	23%

Source

Stayover: Immigration database / CTB
Visitor Nights: Immigration database / CTB
Cruise calls / passengers: CPA



Pietermaai 19, Curaçao, Dutch Caribbean
 Phone: (599-9) 461-8200
 Email: info@curacao.com
 Website: curacao.com

Stayover Visitor Arrival (Aug / 2024)

	Aug/2024	% Total	Aug/2023	% Total	% Change
North America					
Canada	1,205	2.1%	1,690	3.4%	-29%
United States	14,703	25.2%	11,834	24.0%	24%
Total	15,908	27.3%	13,524	27.5%	17.63%
South America					
Argentina	822	1.4%	727	1.5%	13%
Brazil	2,899	5.0%	2,297	4.7%	26%
Chile	200	0.3%	257	0.5%	-22%
Colombia	4,317	7.4%	3,153	6.4%	37%
Ecuador	507	0.9%	806	1.6%	-37%
Panama	57	0.1%	94	0.2%	-39%
Suriname	907	1.6%	1,035	2.1%	-12%
Uruguay	208	0.4%	275	0.6%	-24%
Venezuela	1,886	3.2%	880	1.8%	114%
Other	812	1.4%	953	1.9%	-15%
Total	12,615	21.6%	10,477	21.3%	20.41%
Caribbean					
Aruba	1,375	2.4%	857	1.7%	60%
Dom. Rep.	246	0.4%	179	0.4%	37%
Haiti	88	0.2%	42	0.1%	110%
Jamaica	72	0.1%	148	0.3%	-51%
Trinidad & Tobago	1,207	2.1%	1,264	2.6%	-5%
Other	983	1.7%	1,340	2.7%	-27%
Total	3,971	6.8%	3,830	7.8%	3.68%
Europe					
Austria	73	0.1%	77	0.2%	-5%
Belgium	583	1.0%	523	1.1%	11%
Denmark	28	0.0%	26	0.1%	8%
France	373	0.6%	210	0.4%	78%
Germany	985	1.7%	890	1.8%	11%
Italy	610	1.0%	273	0.6%	123%
Netherlands	20,935	35.9%	17,146	34.8%	22%
Spain	416	0.7%	149	0.3%	179%
Sweden	32	0.1%	24	0.0%	33%
Switzerland	88	0.2%	155	0.3%	-43%
United Kingdom	436	0.7%	285	0.6%	53%
Other	475	0.8%	341	0.7%	39%
Total	25,034	42.9%	20,099	40.8%	24.55%
Others					
Not Stated	501	0.9%	944	1.9%	-47%
Other	262	0.4%	384	0.8%	-32%
Total	763	1.3%	1,328	2.7%	-42.55%
Overall	58,291	100.0%	49,258	100.0%	18%

2024YTD	% Total	2023YTD	% Total	% Change
23,505	5.1%	20,090	5.4%	17%
120,078	25.9%	94,275	25.3%	27%
143,583	30.9%	114,365	30.7%	26%
6,439	1.4%	5,090	1.4%	27%
27,981	6.0%	14,398	3.9%	94%
1,835	0.4%	2,009	0.5%	-9%
31,272	6.7%	22,594	6.1%	38%
3,178	0.7%	2,771	0.7%	15%
999	0.2%	940	0.3%	6%
4,052	0.9%	5,722	1.5%	-29%
1,494	0.3%	1,627	0.4%	-8%
7,729	1.7%	2,405	0.6%	221%
5,961	1.3%	5,281	1.4%	13%
90,940	19.6%	62,837	16.8%	45%
8,603	1.9%	8,387	2.2%	3%
1,695	0.4%	1,144	0.3%	48%
377	0.1%	287	0.1%	31%
954	0.2%	1,434	0.4%	-33%
6,370	1.4%	5,776	1.5%	10%
6,977	1.5%	10,167	2.7%	-31%
24,976	5.4%	27,195	7.3%	-8%
636	0.1%	560	0.2%	14%
6,320	1.4%	5,507	1.5%	15%
427	0.1%	328	0.1%	30%
1,745	0.4%	1,215	0.3%	44%
8,979	1.9%	7,461	2.0%	20%
1,793	0.4%	833	0.2%	115%
165,980	35.8%	135,430	36.3%	23%
1,443	0.3%	735	0.2%	96%
666	0.1%	495	0.1%	35%
1,463	0.3%	1,553	0.4%	-6%
2,780	0.6%	2,271	0.6%	22%
4,342	0.9%	3,388	0.9%	28%
196,574	42.4%	159,776	42.8%	23%
5,092	1.1%	6,105	1.6%	-17%
2,852	0.6%	2,788	0.7%	2%
7,944	1.7%	8,893	2.4%	-11%
464,017	100.0%	373,066	100.0%	24%



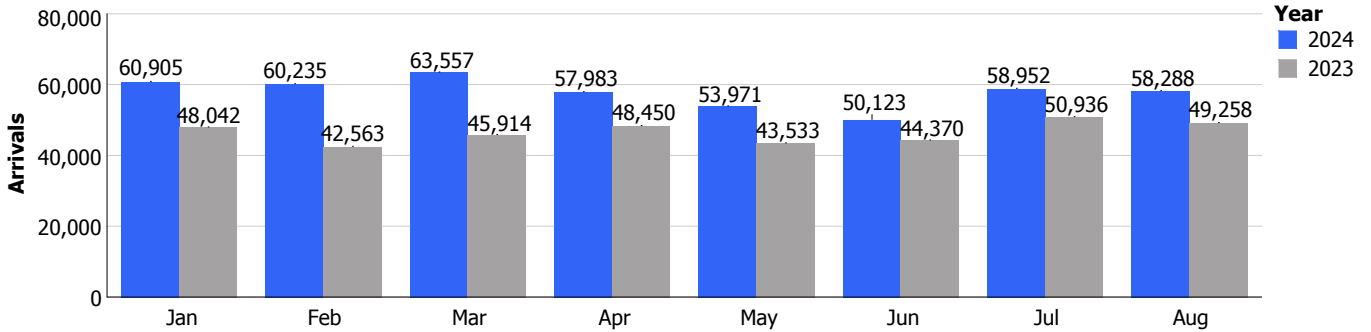
Pietermaai 19, Curaçao, Dutch Caribbean
 Phone: (599-9) 461-8200
 Email: info@curacao.com
 Website: curacao.com

Stayover Visitor Nights (Aug / 2024)

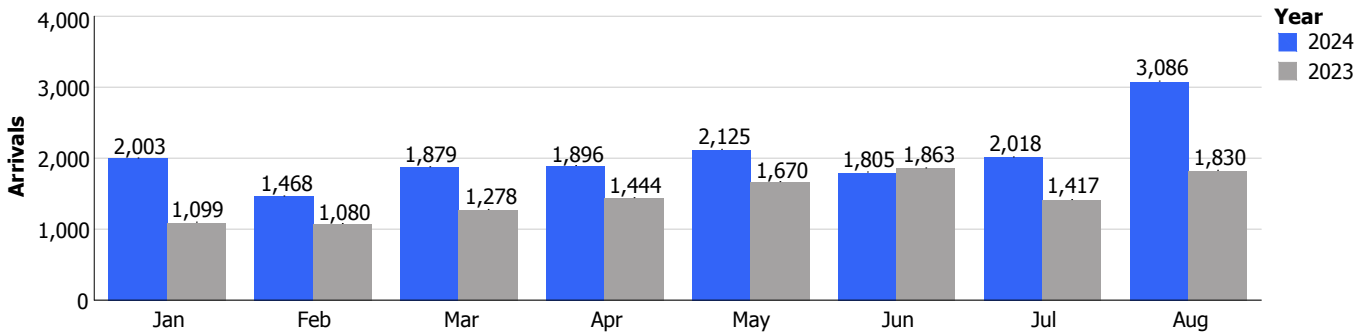
	Aug/2024	% Total	Aug/2023	% Total	% Change
North America					
Canada	7,969	1.6%	14,034	3.4%	-43%
United States	87,243	17.7%	72,680	17.4%	20%
Total	95,212	19.3%	86,714	20.8%	10%
South America					
Argentina	6,283	1.3%	5,600	1.3%	12%
Brazil	18,561	3.8%	16,193	3.9%	15%
Chile	1,482	0.3%	1,957	0.5%	-24%
Colombia	28,790	5.8%	18,297	4.4%	57%
Ecuador	2,317	0.5%	3,493	0.8%	-34%
Panama	375	0.1%	680	0.2%	-45%
Suriname	6,328	1.3%	9,567	2.3%	-34%
Uruguay	1,593	0.3%	2,082	0.5%	-23%
Venezuela	8,092	1.6%	6,644	1.6%	22%
Other	5,041	1.0%	6,633	1.6%	-24%
Total	78,862	16.0%	71,146	17.0%	11%
Caribbean					
Aruba	7,499	1.5%	4,730	1.1%	59%
Dom. Rep.	1,722	0.3%	1,424	0.3%	21%
Haiti	616	0.1%	478	0.1%	29%
Jamaica	595	0.1%	1,684	0.4%	-65%
Trinidad & Tobago	6,418	1.3%	5,743	1.4%	12%
Other	5,242	1.1%	7,518	1.8%	-30%
Total	22,092	4.5%	21,577	5.2%	2%
Europe					
Austria	730	0.1%	805	0.2%	-9%
Belgium	5,730	1.2%	6,021	1.4%	-5%
Denmark	280	0.1%	438	0.1%	-36%
France	3,172	0.6%	2,007	0.5%	58%
Germany	12,787	2.6%	12,047	2.9%	6%
Italy	6,100	1.2%	2,499	0.6%	144%
Netherlands	244,690	49.6%	198,646	47.6%	23%
Spain	4,160	0.8%	1,425	0.3%	192%
Sweden	342	0.1%	214	0.1%	60%
Switzerland	930	0.2%	1,552	0.4%	-40%
United Kingdom	4,549	0.9%	3,124	0.7%	46%
Other	5,319	1.1%	4,268	1.0%	25%
Total	288,789	58.5%	233,046	55.8%	24%
Others					
Not Stated	5,291	1.1%	2,217	0.5%	139%
Other	3,007	0.6%	3,012	0.7%	0%
Total	8,298	1.7%	5,229	1.3%	59%
Overall	493,253	100.0%	417,712	100.0%	18%

	2024YTD	% Total	2023YTD	% Total	% Change
	206,422	5.2%	186,502	5.6%	11%
	739,748	18.8%	617,523	18.7%	20%
	946,170	24.0%	804,025	24.3%	18%
	50,887	1.3%	42,209	1.3%	21%
	187,048	4.7%	100,035	3.0%	87%
	14,121	0.4%	15,817	0.5%	-11%
	194,515	4.9%	141,961	4.3%	37%
	14,249	0.4%	13,184	0.4%	8%
	5,608	0.1%	5,938	0.2%	-6%
	31,050	0.8%	44,551	1.3%	-30%
	11,562	0.3%	13,226	0.4%	-13%
	43,169	1.1%	19,612	0.6%	120%
	39,812	1.0%	36,050	1.1%	10%
	592,021	15.0%	432,583	13.1%	37%
	40,308	1.0%	40,157	1.2%	0%
	13,806	0.4%	10,367	0.3%	33%
	3,031	0.1%	3,100	0.1%	-2%
	9,769	0.2%	14,436	0.4%	-32%
	31,941	0.8%	25,698	0.8%	24%
	38,910	1.0%	50,712	1.5%	-23%
	137,765	3.5%	144,470	4.4%	-5%
	7,028	0.2%	6,345	0.2%	11%
	63,297	1.6%	57,669	1.7%	10%
	5,036	0.1%	3,518	0.1%	43%
	16,632	0.4%	12,867	0.4%	29%
	109,759	2.8%	99,836	3.0%	10%
	17,957	0.5%	8,131	0.2%	121%
	1,858,812	47.1%	1,596,377	48.3%	16%
	15,537	0.4%	8,774	0.3%	77%
	7,845	0.2%	5,184	0.2%	51%
	15,348	0.4%	16,731	0.5%	-8%
	31,648	0.8%	29,649	0.9%	7%
	49,048	1.2%	37,999	1.1%	29%
	2,197,947	55.7%	1,883,080	56.9%	17%
	36,690	0.9%	20,118	0.6%	82%
	32,930	0.8%	23,867	0.7%	38%
	69,620	1.8%	43,985	1.3%	58%
	3,943,523	100.0%	3,308,143	100.0%	19%

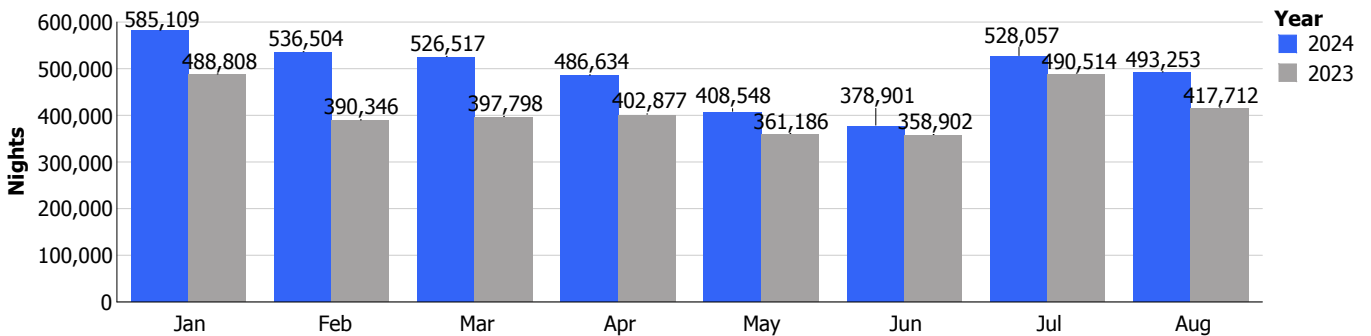
Stay over



Day trippers



Stay over nights



Cruise arrivals

