



Pietermaai 19, Curaçao, Dutch Caribbean
 Phone: (599-9) 461-8200
 Email: info@curacao.com
 Website: curacao.com

Overall Visitor Arrival Performance (Sep / 2024)

Total Stayover Arrivals by Region

Region	Sep/2024	% Total	Sep/2023	% Total	% Change
North America	12,693	25%	11,851	26%	7%
South America	12,750	26%	11,295	25%	13%
Caribbean	2,987	6%	3,556	8%	-16%
Europe	20,496	41%	18,319	40%	12%
Others	932	2%	934	2%	0%
Total	49,858	100%	45,955	100%	8%

2024YTD	% Total	2023YTD	% Total	% Change
156,273	30%	126,216	30%	24%
103,691	20%	74,132	18%	40%
27,963	5%	30,751	7%	-9%
217,072	42%	178,095	43%	22%
8,876	2%	9,827	2%	-10%
513,875	100%	419,021	100%	23%

Total Daytrippers

	Sep/2024	% Total	Sep/2023	% Total	% Change
Day Trippers	4,041	100%	1,867	100%	116%

2024YTD	% Total	2023YTD	% Total	% Change
20,316	100%	13,548	100%	50%

Total Nights by Region

Region	Sep/2024	% Total	Sep/2023	% Total	% Change
North America	76,173	18.3%	76,847	19.6%	-1%
South America	76,590	18.4%	74,251	19.0%	3%
Caribbean	16,392	3.9%	18,497	4.7%	-11%
Europe	238,184	57.2%	217,570	55.5%	9%
Others	9,115	2.2%	4,513	1.2%	102%
Total	416,454	100%	391,678	100%	6%

2024YTD	% Total	2023YTD	% Total	% Change
1,022,343	23.4%	880,872	23.8%	16%
668,631	15.3%	506,834	13.7%	32%
154,157	3.5%	162,967	4.4%	-5%
2,436,149	55.9%	2,100,650	56.8%	16%
78,735	1.8%	48,498	1.3%	62%
4,360,015	100%	3,699,821	100%	18%

Total Cruise Arrivals

	Sep/2024	% Total	Sep/2023	% Total	% Change
Cruise Arrivals	30,229	100%	25,192	100%	20%
Cruise Calls	9	100%	9	100%	0%

2024YTD	% Total	2023YTD	% Total	% Change
592,686	100%	491,439	100%	21%
216	100%	191	100%	13%

Total Arrivals

	Sep/2024	% Total	Sep/2023	% Total	% Change
Cruise Arrivals	30,229	36%	25,192	35%	20%
Day Trippers	4,041	5%	1,867	3%	116%
Stayovers	49,858	59%	45,955	63%	8%
Total	84,128	100%	73,014	100%	15%

2024YTD	% Total	2023YTD	% Total	% Change
592,686	53%	491,439	53%	21%
20,316	2%	13,548	1%	50%
513,875	46%	419,021	45%	23%
1,126,877	100%	924,008	100%	22%

Source

Stayover: Immigration database / CTB
Visitor Nights: Immigration database / CTB
Cruise calls / passengers: CPA



Pietermaai 19, Curaçao, Dutch Caribbean
 Phone: (599-9) 461-8200
 Email: info@curacao.com
 Website: curacao.com

Stayover Visitor Arrival (Sep / 2024)

	Sep/2024	% Total	Sep/2023	% Total	% Change
North America					
Canada	785	1.6%	1,354	2.9%	-42%
United States	11,908	23.9%	10,497	22.8%	13%
Total	12,693	25.5%	11,851	25.8%	7.10%
South America					
Argentina	914	1.8%	653	1.4%	38%
Brazil	3,821	7.7%	3,079	6.7%	24%
Chile	319	0.6%	245	0.5%	30%
Colombia	3,009	5.9%	3,466	7.5%	-13%
Ecuador	520	1.0%	362	0.8%	44%
Panama	66	0.1%	178	0.4%	-63%
Suriname	857	1.7%	1,335	2.9%	-36%
Uruguay	212	0.4%	149	0.3%	42%
Venezuela	2,538	5.1%	953	2.1%	166%
Other	582	1.2%	875	1.9%	-33%
Total	12,822	25.6%	11,295	24.6%	12.88%
Caribbean					
Aruba	1,050	2.0%	1,030	2.2%	2%
Dom. Rep.	162	0.3%	137	0.3%	18%
Haiti	41	0.1%	16	0.0%	344%
Jamaica	19	0.0%	108	0.2%	-82%
Trinidad & Tobago	884	1.8%	917	2.0%	-4%
Other	834	1.7%	1,348	2.9%	-38%
Total	2,987	6.0%	3,556	7.7%	-16.00%
Europe					
Austria	30	0.1%	52	0.1%	-42%
Belgium	641	1.3%	700	1.5%	-8%
Denmark	45	0.1%	31	0.1%	45%
France	118	0.2%	84	0.2%	40%
Germany	1,121	2.2%	1,043	2.3%	7%
Italy	285	0.6%	62	0.1%	360%
Netherlands	17,185	34.5%	15,334	33.4%	12%
Spain	191	0.4%	95	0.2%	101%
Sweden	37	0.1%	34	0.1%	9%
Switzerland	153	0.3%	194	0.4%	-21%
United Kingdom	304	0.6%	246	0.5%	24%
Other	386	0.8%	444	1.0%	-13%
Total	20,496	41.1%	18,319	39.9%	11.88%
Others					
Not Stated	903	1.8%	695	1.5%	30%
Other	29	0.1%	239	0.5%	-88%
Total	932	1.9%	934	2.0%	-0.21%
Overall	49,858	100.0%	45,955	100.0%	8%

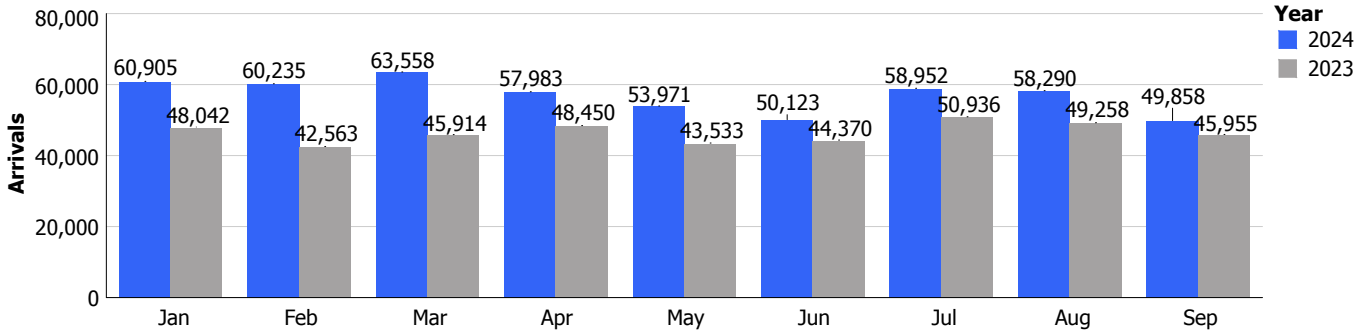
2024YTD	% Total	2023YTD	% Total	% Change
24,287	4.7%	21,444	5.1%	13%
131,986	25.7%	104,772	25.0%	26%
156,273	30.4%	126,216	30.1%	24%
7,337	1.4%	5,743	1.4%	28%
31,802	6.2%	17,477	4.2%	82%
2,154	0.4%	2,254	0.5%	-4%
34,209	6.7%	26,060	6.2%	31%
3,698	0.7%	3,133	0.7%	18%
1,065	0.2%	1,118	0.3%	-5%
4,909	1.0%	7,057	1.7%	-30%
1,706	0.3%	1,776	0.4%	-4%
10,268	2.0%	3,358	0.8%	206%
6,543	1.3%	6,156	1.5%	6%
103,691	20.2%	74,132	17.7%	40%
9,620	1.9%	9,417	2.2%	2%
1,857	0.4%	1,281	0.3%	45%
448	0.1%	303	0.1%	48%
973	0.2%	1,542	0.4%	-37%
7,254	1.4%	6,693	1.6%	8%
7,811	1.5%	11,515	2.7%	-32%
27,963	5.4%	30,751	7.3%	-9%
666	0.1%	612	0.1%	9%
6,961	1.4%	6,207	1.5%	12%
472	0.1%	359	0.1%	31%
1,863	0.4%	1,299	0.3%	43%
10,100	2.0%	8,504	2.0%	19%
2,079	0.4%	895	0.2%	132%
183,165	35.6%	150,764	36.0%	21%
1,634	0.3%	830	0.2%	97%
703	0.1%	529	0.1%	33%
1,616	0.3%	1,747	0.4%	-7%
3,084	0.6%	2,517	0.6%	23%
4,729	0.9%	3,832	0.9%	23%
217,072	42.2%	178,095	42.5%	22%
5,995	1.2%	6,800	1.6%	-12%
2,881	0.6%	3,027	0.7%	-5%
8,876	1.7%	9,827	2.3%	-10%
513,875	100.0%	419,021	100.0%	23%

Stayover Visitor Nights (Sep / 2024)

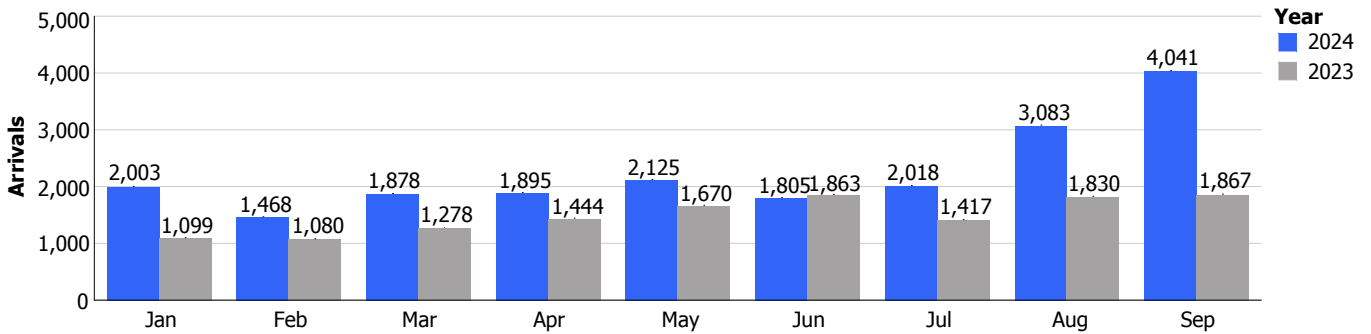
	Sep/2024	% Total	Sep/2023	% Total	% Change
North America					
Canada	5,388	1.3%	11,808	3.0%	-54%
United States	70,785	17.0%	65,039	16.6%	9%
Total	76,173	18.3%	76,847	19.6%	-1%
South America					
Argentina	6,824	1.6%	5,261	1.3%	30%
Brazil	24,036	5.8%	21,425	5.5%	12%
Chile	2,304	0.6%	1,881	0.5%	22%
Colombia	19,800	4.8%	18,861	4.8%	5%
Ecuador	2,214	0.5%	1,642	0.4%	35%
Panama	257	0.1%	839	0.2%	-69%
Suriname	7,375	1.8%	11,488	2.9%	-36%
Uruguay	1,646	0.4%	1,070	0.3%	54%
Venezuela	8,416	2.0%	6,703	1.7%	26%
Other	3,718	0.9%	5,081	1.3%	-27%
Total	76,590	18.4%	74,251	19.0%	3%
Caribbean					
Aruba	5,233	1.3%	4,773	1.2%	10%
Dom. Rep.	1,127	0.3%	1,318	0.3%	-14%
Haiti	497	0.1%	158	0.0%	215%
Jamaica	434	0.1%	1,507	0.4%	-71%
Trinidad & Tobago	4,007	1.0%	3,802	1.0%	5%
Other	5,094	1.2%	6,939	1.8%	-27%
Total	16,392	3.9%	18,497	4.7%	-11%
Europe					
Austria	300	0.1%	876	0.2%	-66%
Belgium	6,492	1.6%	7,774	2.0%	-16%
Denmark	450	0.1%	822	0.2%	-45%
France	1,116	0.3%	838	0.2%	33%
Germany	13,045	3.1%	13,843	3.5%	-6%
Italy	2,648	0.6%	803	0.2%	230%
Netherlands	203,419	48.8%	181,461	46.3%	12%
Spain	1,709	0.4%	1,083	0.3%	58%
Sweden	381	0.1%	389	0.1%	-2%
Switzerland	1,577	0.4%	2,117	0.5%	-26%
United Kingdom	3,123	0.7%	2,759	0.7%	13%
Other	3,924	0.9%	4,805	1.2%	-18%
Total	238,184	57.2%	217,570	55.5%	9%
Others					
Not Stated	8,758	2.1%	2,158	0.6%	306%
Other	357	0.1%	2,355	0.6%	-85%
Total	9,115	2.2%	4,513	1.2%	102%
Overall	416,454	100.0%	391,678	100.0%	6%

2024YTD	% Total	2023YTD	% Total	% Change
211,810	4.9%	198,310	5.4%	7%
810,533	18.6%	682,562	18.4%	19%
1,022,343	23.4%	880,872	23.8%	16%
57,714	1.3%	47,470	1.3%	22%
211,096	4.8%	121,460	3.3%	74%
16,425	0.4%	17,698	0.5%	-7%
214,315	4.9%	160,822	4.3%	33%
16,463	0.4%	14,826	0.4%	11%
5,865	0.1%	6,777	0.2%	-13%
38,425	0.9%	56,039	1.5%	-31%
13,208	0.3%	14,296	0.4%	-8%
51,590	1.2%	26,315	0.7%	96%
43,530	1.0%	41,131	1.1%	6%
668,631	15.3%	506,834	13.7%	32%
45,541	1.0%	44,930	1.2%	1%
14,933	0.3%	11,685	0.3%	28%
3,528	0.1%	3,258	0.1%	8%
10,203	0.2%	15,943	0.4%	-36%
35,948	0.8%	29,500	0.8%	22%
44,004	1.0%	57,651	1.6%	-24%
154,157	3.5%	162,967	4.4%	-5%
7,328	0.2%	7,221	0.2%	1%
69,789	1.6%	65,443	1.8%	7%
5,486	0.1%	4,340	0.1%	26%
17,748	0.4%	13,705	0.4%	30%
122,804	2.8%	113,679	3.1%	8%
20,615	0.5%	8,934	0.2%	131%
2,062,229	47.3%	1,777,838	48.1%	16%
17,246	0.4%	9,857	0.3%	75%
8,226	0.2%	5,573	0.2%	48%
16,925	0.4%	18,848	0.5%	-10%
34,771	0.8%	32,408	0.9%	7%
52,982	1.2%	42,804	1.2%	24%
2,436,149	55.9%	2,100,650	56.8%	16%
45,448	1.0%	22,276	0.6%	104%
33,287	0.8%	26,222	0.7%	27%
78,735	1.8%	48,498	1.3%	62%
4,360,015	100.0%	3,699,821	100.0%	18%

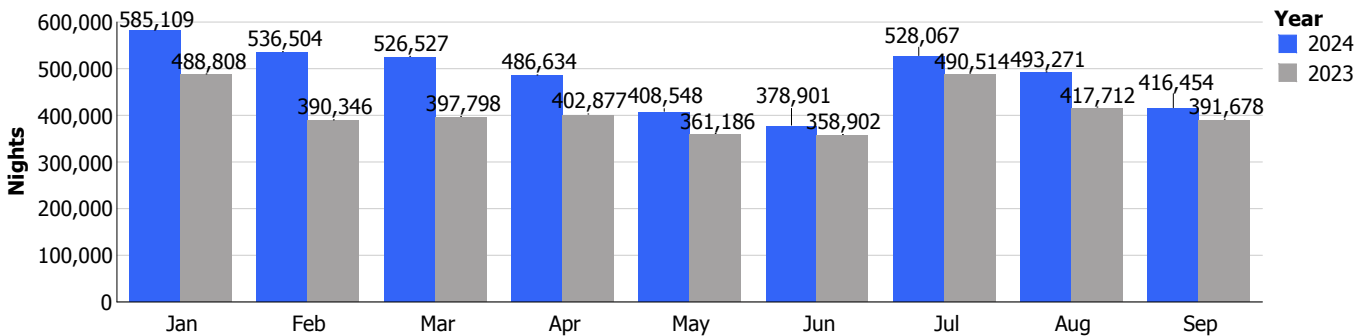
Stay over



Day trippers



Stay over nights



Cruise arrivals

